

Reinterpreting the Cu–Pd phase diagram based on new ground-state predictions

This content has been downloaded from IOPscience. Please scroll down to see the full text.

2007 J. Phys.: Condens. Matter 19 032201

(<http://iopscience.iop.org/0953-8984/19/3/032201>)

View [the table of contents for this issue](#), or go to the [journal homepage](#) for more

Download details:

IP Address: 198.11.29.40

This content was downloaded on 04/03/2017 at 16:41

Please note that [terms and conditions apply](#).

You may also be interested in:

[Bulk and surface ordering phenomena in binary metal alloys](#)

Stefan Müller

[Finding the lowest-energy crystal structure starting from randomly selected lattice vectors and atomic positions: first-principles evolutionary study of the Au–Pd, Cd–Pt, Al–Sc, Cu–Pd, Pd–Ti, and Ir–N binary systems](#)

Giancarlo Trimarchi and Alex Zunger

[Short-range-order types in binary alloys: a reflection of coherent phase stability](#)

C Wolverton, V Ozolins and Alex Zunger

[Predicting the segregation profile of the Pt₂₅Rh₇₅\(100\) surface from first-principles](#)

P Welker, O Wieckhorst, T C Kerscher et al.

[Configurational thermodynamics of alloys from first principles: effective cluster interactions](#)

A V Ruban and I A Abrikosov

[Thermodynamic theory of epitaxial alloys: first-principles mixed-basis cluster expansion of \(In, Ga\)N alloy film](#)

Jefferson Zhe Liu and Alex Zunger

◀ S_{\pm} ▶

± ▶

█

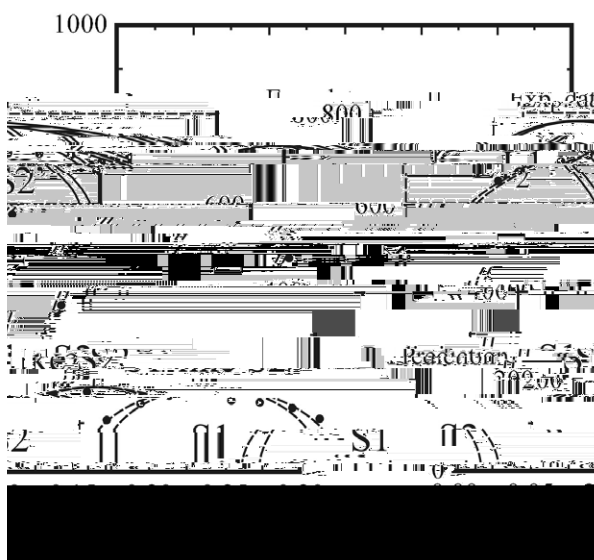


Figure 1.




Figure 4. M c $c^{1/4}$ k $(, / \hat{M}_y)$




Figure 5.

$$\frac{\langle x \rangle}{\pm} \sim \frac{1}{r} \left(\frac{l^a}{m^a}, n^a \right)$$

