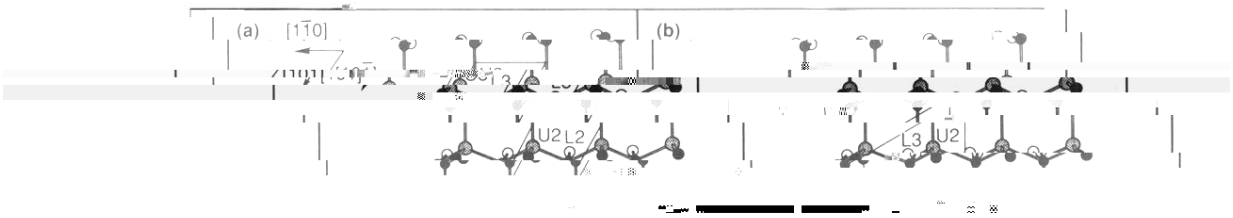
(a)
[1$\bar{1}$0]
(b)
U2
L2
L3
U2

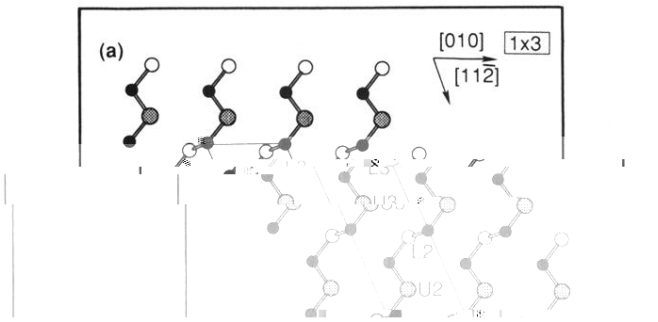

Fig. 1 Reconstructions of Ge(001) at Monolayer Coverage



FIG. 6. Lowest-energy reconstructe
ed structure of the $p =$
[135] GaP/InP [111] SL. This structure is a p-
direction. The white, black, and
P, respectively.